

Temperatur Luft Wasser Mai 2016

- Lufttemp
- Wassertemp
- Besucher

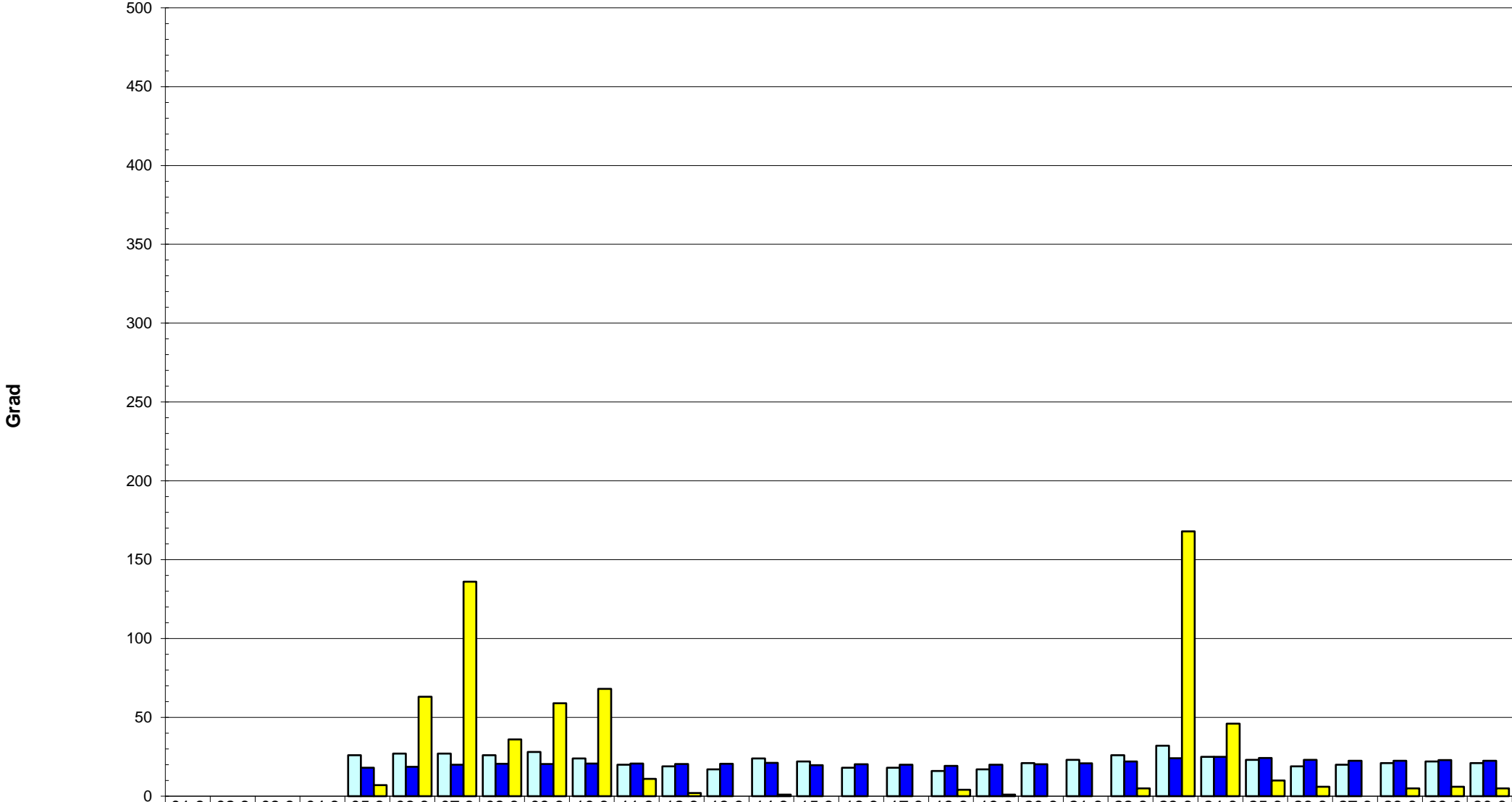


	01.5	02.5	03.5	04.5	05.5	06.5	07.5	08.5	09.5	10.5	11.5	12.5	13.5	14.5	15.5	16.5	17.5	18.5	19.5	20.5	21.5	22.5	23.5	24.5	25.5	26.5	27.5	28.5	29.5	30.5	31.5
□ Lufttemp																															
■ Wassertemp																															
■ Besucher	0	0	0	0	0	0	0	0	0	0	0	0	0	0	0	0	0	0	0	0	0	0	0	0	0	0	0	0	0	0	

TAG

Temperatur Luft Wasser Juni 2016

- Lufttemp
- Wassertemp
- Besucher

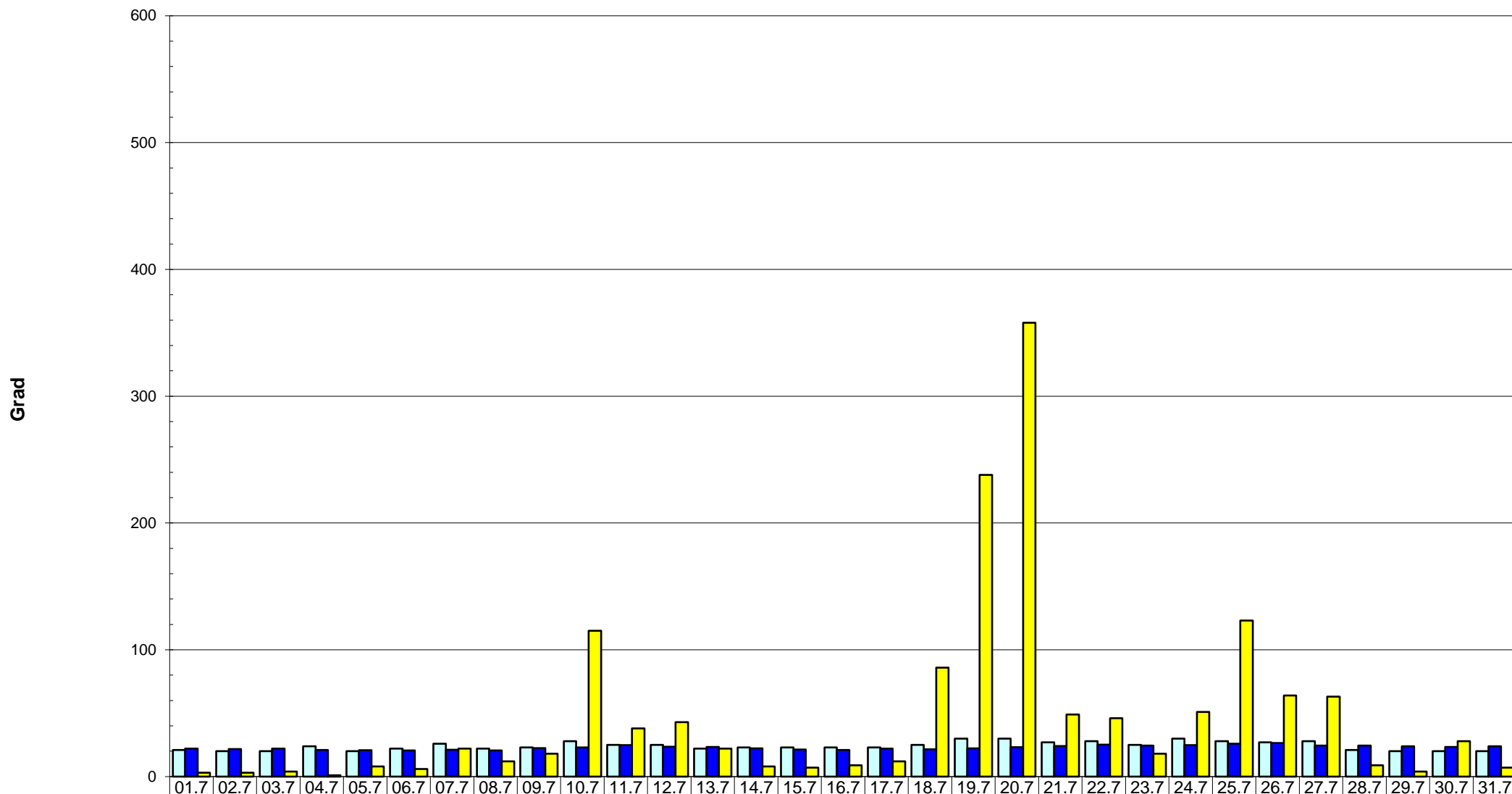


	01.6	02.6	03.6	04.6	05.6	06.6	07.6	08.6	09.6	10.6	11.6	12.6	13.6	14.6	15.6	16.6	17.6	18.6	19.6	20.6	21.6	22.6	23.6	24.6	25.6	26.6	27.6	28.6	29.6	30.6
Lufttemp					26,0	27,0	27,0	26,0	28,0	24,0	20,0	19,0	17,0	24,0	22,0	18,0	18,0	16,0	17,0	21,0	23,0	26,0	32,0	25,0	23,0	19,0	20,0	21,0	22,0	21,0
Wassertemp					18	18,6	20	20,5	20,4	20,7	20,7	20,4	20,5	21,2	19,6	20,2	19,9	19,2	19,9	20,3	20,8	22	24,1	24,9	24,2	23	22,4	22,4	22,9	22,4
Besucher	0	0	0	0	7	63	136	36	59	68	11	2	0	1	0	0	0	4	1	0	0	5	168	46	10	6	0	5	6	5

TAG

Temperatur Luft Wasser Juli 2016

- Lufttemp
- Wassertemp
- Besucher

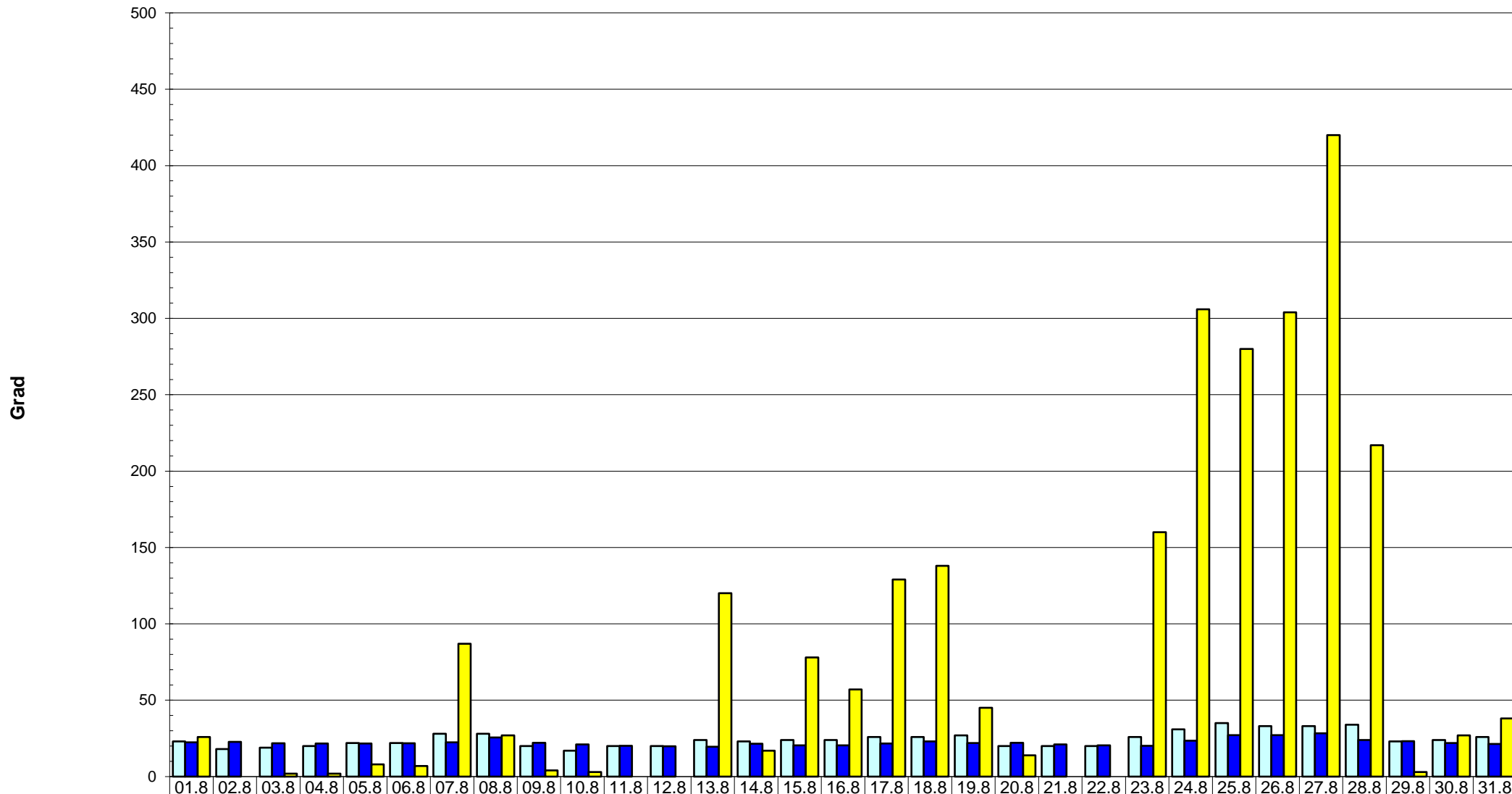


■ Lufttemp	21	20	20	24	20	22	26	22	23	28	25	25	22	23	23	23	23	25	30	30	27	28	25	30	28	27	28	21	20	20	20
■ Wassertemp	22,0	21,7	22,0	21,0	20,8	20,6	21,2	20,7	22,5	23,0	24,8	23,6	23,3	22,3	21,4	20,9	22,0	21,5	22,3	23,1	24,1	25,2	24,4	24,8	26,0	26,4	24,4	24,5	23,9	23,3	23,9
■ Besucher	3	3	4	1	8	6	22	12	18	115	38	43	22	8	7	9	12	86	238	358	49	46	18	51	123	64	63	9	4	28	7

TAG

Temperatur Luft Wasser August 2016

- Lufttemp
- Wassertemp
- Besucher

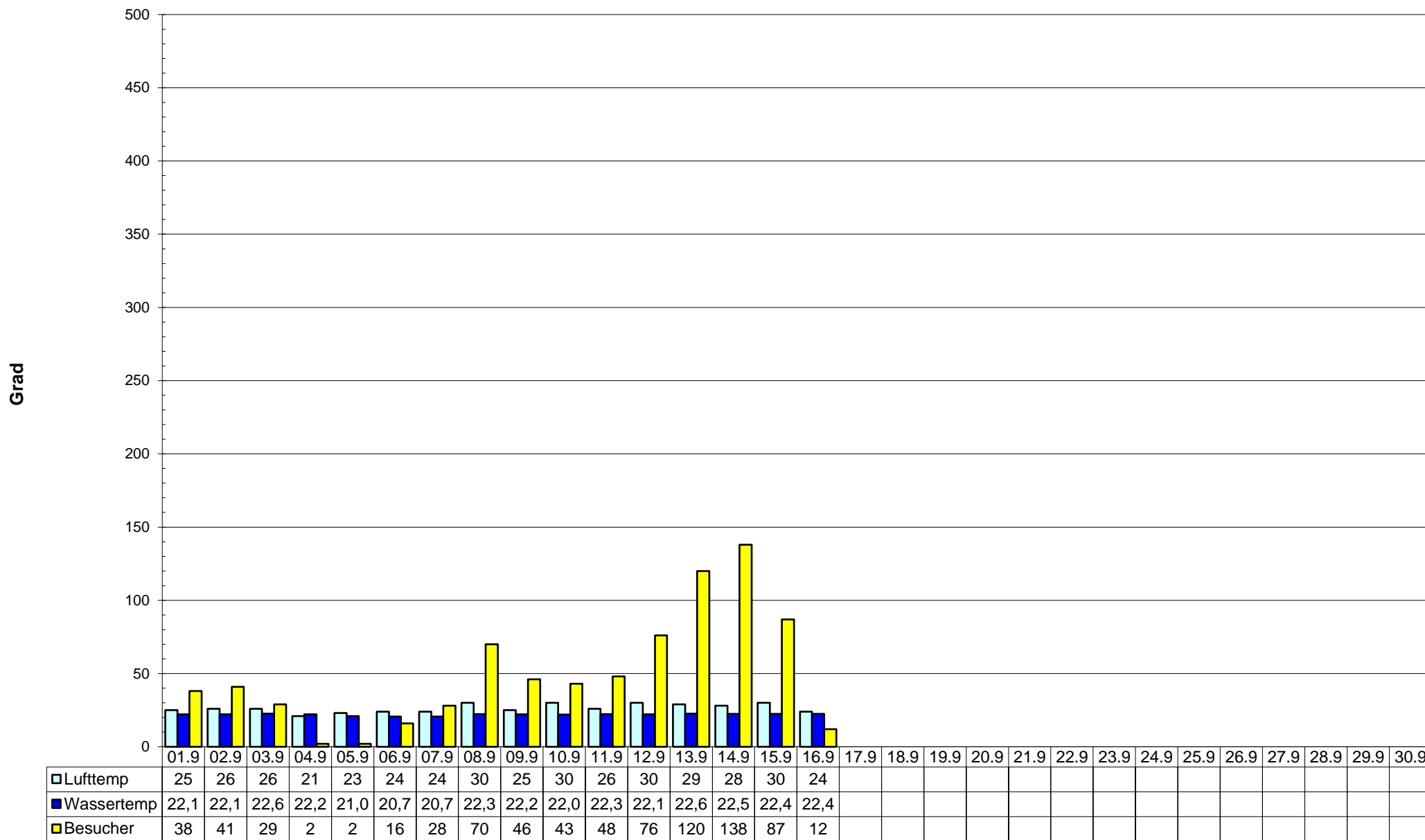


	01.8	02.8	03.8	04.8	05.8	06.8	07.8	08.8	09.8	10.8	11.8	12.8	13.8	14.8	15.8	16.8	17.8	18.8	19.8	20.8	21.8	22.8	23.8	24.8	25.8	26.8	27.8	28.8	29.8	30.8	31.8
Lufttemp	23	18	19	20	22	22	28	28	20	17	20	20	24	23	24	24	26	26	27	20	20	20	26	31	35	33	33	34	23	24	26
Wassertemp	22,5	22,7	21,9	21,7	21,7	21,8	22,4	25,6	22,1	21,1	20,1	19,8	19,6	21,5	20,5	20,5	21,6	23,0	22,0	22,2	21,0	20,5	20,2	23,5	27,2	27,1	28,4	24,0	23,2	22,0	21,4
Besucher	26	0	2	2	8	7	87	27	4	3	0	0	120	17	78	57	129	138	45	14	0	0	160	306	280	304	420	217	3	27	38

TAG

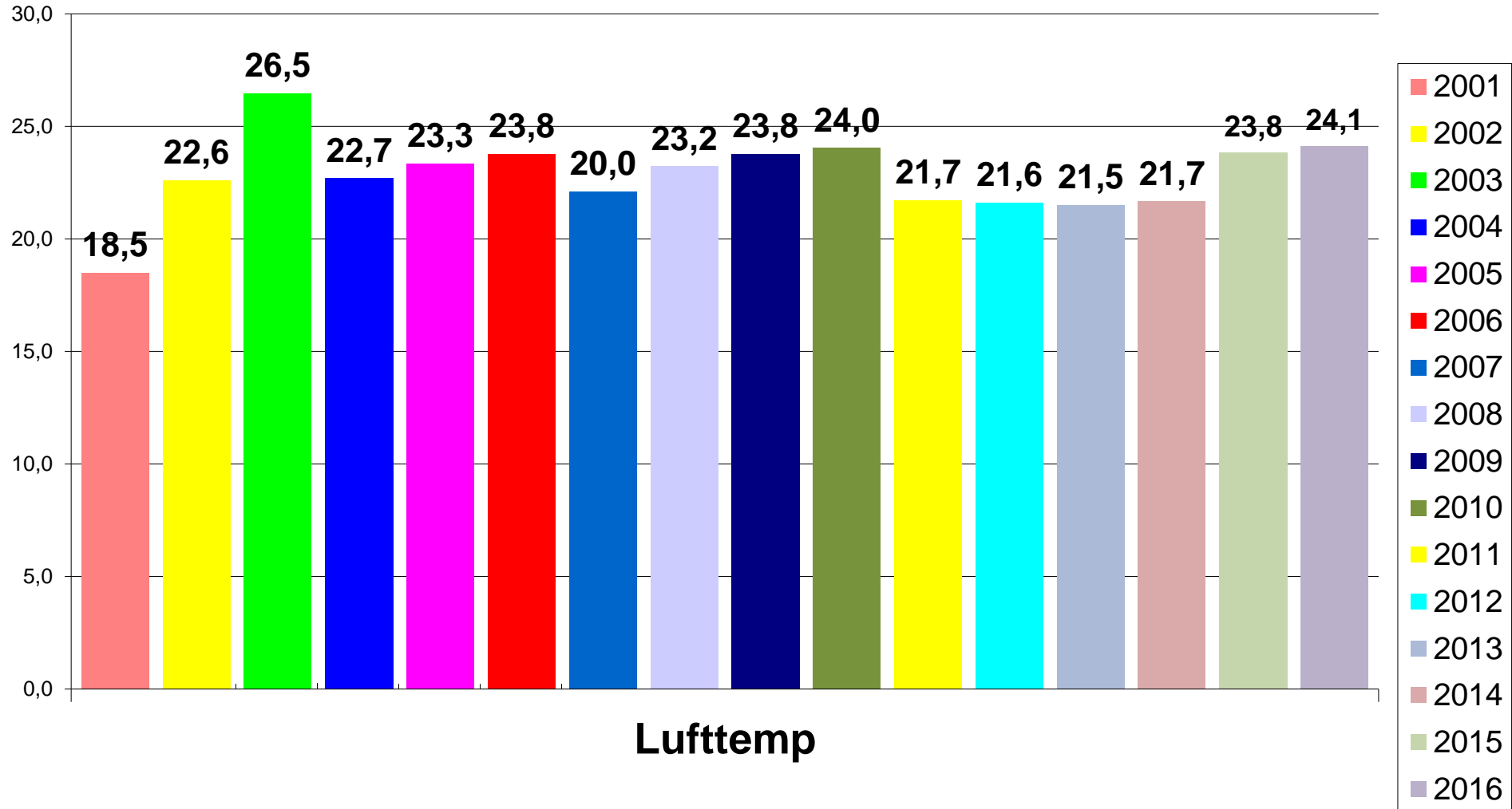
Temperatur Luft Wasser September 2016

- Lufttemp
- Wassertemp
- Besucher

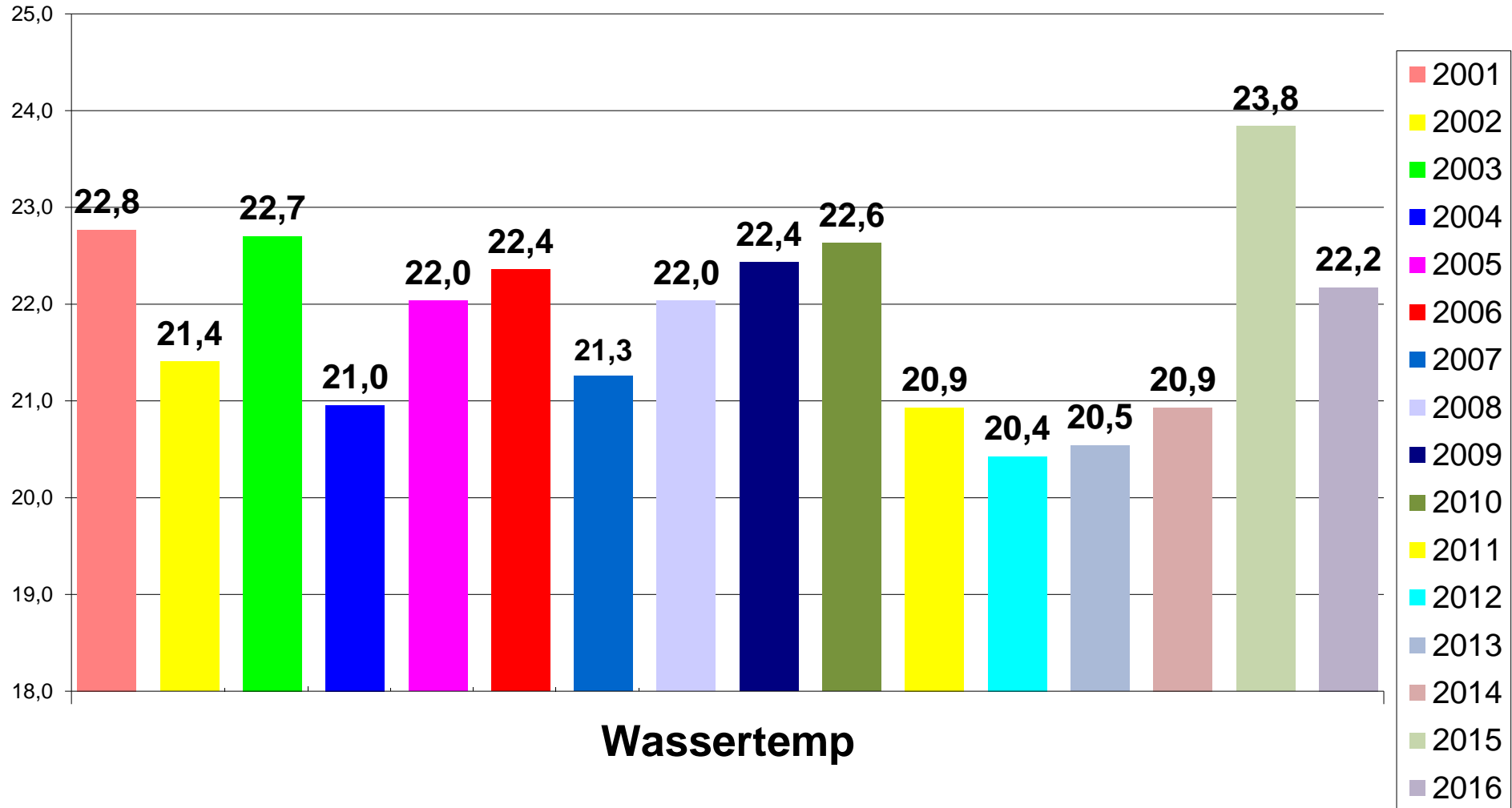


TAG

Mittelwerte Freibad Feudingen

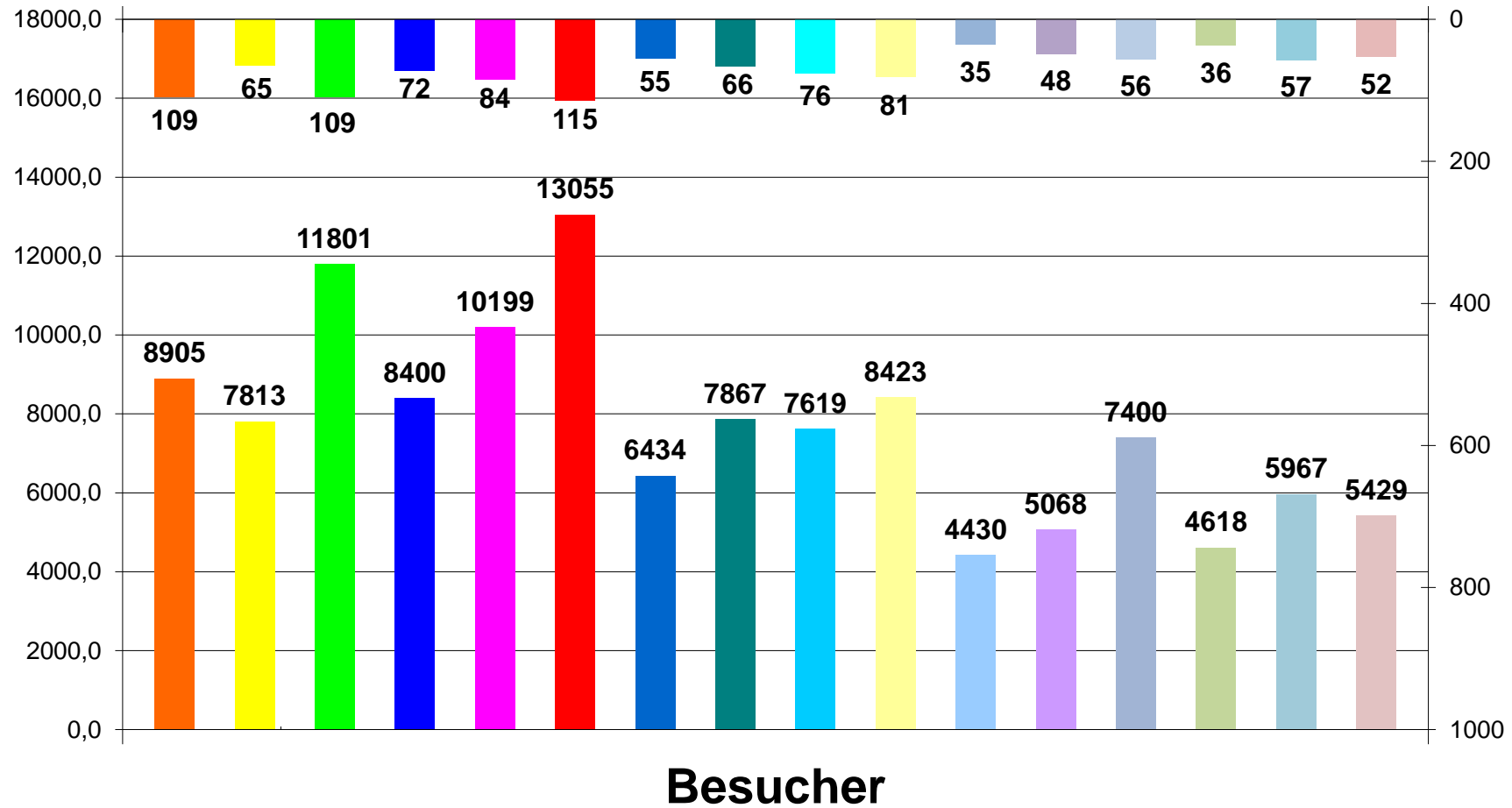


Mittelwerte Freibad Feudingen



Summe Besucher Freibad Feudingen

Mittelwert Besucher pro Tag



- 2001
- 2002
- 2003
- 2004
- 2005
- 2006
- 2007
- 2008
- 2009
- 2010
- 2011
- 2012
- 2013
- 2014
- 2015
- 2016
- 2001 B/T
- 2002 B/T
- 2003 B/T
- 2004 B/T
- 2005 B/T
- 2006 B/T
- 2007 B/T
- 2008 B/T
- 2009 B/T
- 2010 B/T
- 2011 B/T
- 2012 B/T
- 2013 B/T
- 2014 B/T
- 2015 B/T
- 2016 B/T